


As Per NEP/NCF

Home Assignment



- ◇ English
- ◇ Hindi
- ◇ Mathematics
- ◇ Science
- ◇ Social Studies
- ◇ Computer
- ◇ General Knowledge

● Shilpi Mittal



Contents...

English	3
Hindi	31
Mathematics	51
Science	81
Social Studies	108
Computer	127
General Knowledge	134
Aptitude	
Test-1	141
Test-2	142
Test-3	144



Worksheet-1

English Alphabet

A set of letters in a fixed order that you use when you are writing a language is called an **alphabet**.

A. Arrange the names of these fruits in the alphabetical order. The first one is done for you.



1. Apple



2. _____



3. _____



4. _____

B. Circle the word that comes first in alphabetical order.

- | | | | |
|----------|------|-----|------|
| 1. spoon | ant | jug | ink |
| 2. cap | ball | zoo | rose |
| 3. door | jaw | ear | fan |
| 4. ship | toy | gun | van |

C. Remove the first letter of each word and make a new word:

- | | |
|----------|-------|
| 1. Stool | _____ |
| 2. Bread | _____ |
| 3. Mice | _____ |
| 4. Clock | _____ |
| 5. Open | _____ |
| 6. Chair | _____ |



Vowels and Consonants

There are 5 vowels in English language a, e, i, o, u.

There are 21 consonants in English language.

b, c, d, f, g, h, j, k, l, m, n, p, q, r, s, t, v, w, x, y, z

Fill in the blanks with correct article (a or an).



_____ bat



_____ strawberry



_____ violin



_____ egg



_____ igloo



_____ fish



_____ ladybug



_____ ice-cream



_____ rose



_____ frog



_____ alligator



_____ unicorn



_____ caterpillar



_____ car



_____ octopus



_____ umbrella



_____ house



_____ aeroplane



_____ owl



_____ elephant

Rhyming Words

Rhyming words are words with the same ending sounds.

A. Click on the words in the row that rhyme with the words on the left.

face	place	fact	race	plate
boat	fold	bowl	float	coat
skunk	skip	bunk	skate	junk
think	blink	stink	tail	that
snake	snap	rake	lake	snail
treat	greet	train	sweet	travel
bold	bread	ball	told	fold
pool	drool	pipe	spin	mule

B. Match the words on the left to the rhyming word on the right.

glue	•	•	shark
spark	•	•	spend
socket	•	•	blue
bend	•	•	mute
dress	•	•	pocket
flute	•	•	mess


Worksheet-4

This or That


This is used for things that are **near** to us.


That is used for things that are **far** from us.


Fill in the blanks with This or That.

1.  → _____ is an apple.


2. _____ is a van. → 

3.  → _____ is a house.

4. _____ is a tree. → 

5.  → _____ is a flower.

6. _____ is a fish. → 

7.  → _____ is a bird.

8. _____ is a table. → 

These or Those

These is used to refer to people or things that are near the speaker. **These** is the plural form of **this**.

Those used to refer to people or things that are distant from the speaker. **Those** is the plural form of **that**.

Fill in the blanks with “These or Those”.

1.  _____ are flowers.


2. _____ are birds. 

3.  _____ are carrots.

4. _____ are cars. 

5.  _____ are cookies.

6. _____ are clouds. 

7.  _____ are fruits.

8. _____ are books. 

Nouns

A noun is the name of a person, animals, place or a thing.

Put the nouns in the correct box.

tiger
pen
boy

teacher
beach
bag

shop
elephant
computer


book
school
park

doctor
dog
dad



Person

Animal



Place



Thing

Singular and Plural Nouns

Singular refers to one person, place, or thing.

Plural refers to more than one person, place, or thing.

Sort the singular and plural words by writing them in the correct column.

deer	countries	person	actor	geese
parents	chair	student	doctors	bear
teacher	bees	horse	cities	farmers
parent	elephants	writer	teachers	bee

Singular	Plural

Worksheet-8**Noun (Masculine-Feminine)**

Masculine nouns are words for male people or animals.

Example: man, king, boy, bull, lion

Feminine nouns are words for female people or animals.

Example: Woman, queen, girl, cow, lioness

A. Fill in the blanks with correct feminine gender.

- | | | | |
|---------------|-------|----------------|-------|
| 1. son | _____ | 2. boy | _____ |
| 3. man | _____ | 4. lion | _____ |
| 5. sir | _____ | 6. father | _____ |
| 7. brother | _____ | 8. grandfather | _____ |
| 9. uncle | _____ | 10. hero | _____ |
| 11. gentleman | _____ | 12. dog | _____ |


B. Match the masculine nouns with correct feminine nouns.

- | A | B |
|------------|--------------|
| 1. Priest | a. Wife |
| 2. Tiger | b. Tigress |
| 3. Actor | c. Hostess |
| 4. Poet | d. Empress |
| 5. Emperor | e. Priestess |
| 6. Host | f. Queen |
| 7. King | g. Actress |
| 8. Husband | h. Poetess |


Pronoun


A pronoun is a word used in place of a noun.

A. Choose the correct pronoun to fill in the blanks.

1.  _____ is playing. (He/She)

2.  _____ are friends. (I/They)

3.  _____ is speaking. (She/He)

4.  _____ is a broken chair. (She/It)

B. Tick (✓) the correct pronouns.

1. (It/He/They) is Rohit.
2. (We/They/She) is happy.
3. (You/He/We) are a strong boy.
4. (You/He/It) is his bicycle.
5. (They/She/We) are my friends.
6. (It/They/We) is a cat.
7. (You/He/She) are going home.
8. (You/They/I) am reading newspaper.



Worksheet-10

Adjective

An adjective is a word that describes a person, an animal, a place or a thing.



red car



heavy box



beautiful birds

The names of colours, shapes and numbers are adjectives.

Fill in the blanks with suitable adjectives from the options below.

dangerous	three	square	red	difficult
old	four	dirty	blue	long

1. Vinay went for a _____ walk on the beach.
2. The _____ man was sick.
3. The servant cleaned the _____ window.
4. An auto rickshaw has _____ wheels.
5. Have you seen my _____ pencil?
6. The sky is _____.
7. _____ turtles swam in the pond.
8. It was a _____ journey.
9. I tried to finish a _____ puzzle.
10. The magician has a _____ box.

Worksheet-11

Verb

Verbs are doing words. They describe action.

A verb is an action word!


A. Choose the verbs. (Click on the verb.)

- | | | | | | |
|----------|--------------------------|---------|--------------------------|----------|--------------------------|
| 1. go | <input type="checkbox"/> | boy | <input type="checkbox"/> | happy | <input type="checkbox"/> |
| 2. tree | <input type="checkbox"/> | washing | <input type="checkbox"/> | mother | <input type="checkbox"/> |
| 3. white | <input type="checkbox"/> | frog | <input type="checkbox"/> | sleeping | <input type="checkbox"/> |

B. Select the best option. (Click the right option.)

- Zara is _____ to a zoo.
a. reading ☐ b. going ☐
- My sisters are _____ with their dolls.
a. playing ☐ b. play ☐

C. Look at the picture and drag the verbs to the right box.



reading
painting
swinging
looking
playing
flying

Antonyms

Antonyms are words that are opposite in meaning to each other.

Match the antonyms.

1.



big

2.



tall

3.



dark

4.



fat

5.



pretty

6.



broad

7.



black

8.



long

9.



straight

a. ugly



b. curly



c. short



d. white



e. small



f. short



g. light



h. thin



i. narrow



Synonyms

The Synonyms are words that have the same meanings.

Choose the correct synonyms from the box.



speak



shout



big



smart



rabbit



infant



present



jog

large

run

yell

baby

clever

gift

bunny

talk

Worksheet-14**Has and Have**

Has is used with one person or thing to show possession.

Have is used with many persons or things to show possession.

A. Fill in the blanks with has/have.

1. The garden _____ many flowers.
2. The branches _____ many leaves.
3. I _____ a red shirt.
4. The car _____ four doors.
5. Parrots _____ red beaks.
6. I _____ a new bicycle.
7. This doll _____ brown eyes and brown hair.
8. This girl _____ a very beautiful smile.
9. My mother _____ three cats.
10. I _____ done this work before.

**B. Tick (✓) the correct words.**

1. The book (has/have) many beautiful pictures.
2. A year (has/have) twelve months.
3. The princess (has/have) a golden chain.
4. A cow (has/have) four legs.
5. All the doors (has/have) handles.
6. She (has/have) a blue bicycle.
7. The garden (has/have) many trees.
8. They (have/has) many pretty dresses.
9. You (have/has) many toys.
10. Dev (has/have) two cars.



Preposition

A preposition is used before a noun or pronoun to show position.

A. Choose the correct word by looking at the pictures.

1. The girl is sitting in/on a bench.



2. The children are sitting under/on the tree.



3. The boy is sitting on/under a swing.



4. The vegetables are in/on the basket.



5. The rabbit is under/on the table.



6. The children are playing in/on the park.



B. Choose the correct words.

1. It is raining. 'Get on/in/under the umbrella', said father.
2. The apples are in/on/under the basket.
3. The students are in/on/under the classroom.
4. The boys are playing in/on/under the park.

Capital Letters and Full Stops

A sentence always begins with a capital letter and it usually ends with a full stop (.).

A. Rewrite the sentences using capital letters and full stops.

1. that is my house _____
2. it is raining _____
3. the bird is singing _____
4. i know driving _____
5. i go for a walk daily _____

B. Look at the pictures and make sentences using capital letters and full stops.

1. _____



2. _____



3. _____



4. _____



Worksheet-17**Conjunction**

A conjunction is a word that connects two words or phrases together. Conjunctions are also called **joining words**.

A. Use and to join sentences.

1. Tom likes cats. Tom likes dogs.

2. I play hockey. I play chess.

3. She drinks tea. She drinks coffee.

4. You have sweater. You have blue jeans.

5. I have bread. I have butter.

B. Choose the correct conjunction for each sentence.

or

but

and

1. Do you like mango _____ orange?

2. I like winters _____ my sister likes summer.

3. The dog is healthy _____ brave.

4. I know the answer _____ I cannot tell you.

5. My mom _____ dad took me to movies.

6. Either sleep here _____ go out.

7. I like to have coffee _____ my mother does not like.

8. Would you like pizza _____ burger.

Negative Sentences

A negative sentence states that something is not true.

A. Change the following sentences into negative sentences.

1. There was a painting on the wall.

2. She is a good dancer.

3. Radhika has gone to London.

4. Sahil has a big house.

5. Raju is a thin boy.

B. Fill in the blanks with the correct words in the brackets.

1. (are, are not)

These _____ flowers.

These _____ fruits.



2. (am, am not)

I _____ walking.

I _____ running.



3. (is, is not)

This _____ hut.

This _____ a house.



Magic Words

Match the pictures with the magic words.

Welcome!

I'm sorry.

Thank you!

Hello!

Please!

Excuse me!



A Thirsty Crow



A. Look at the above pictures. Now choose the correct word from the box given below and complete the story.

thirsty	rose	drank	pebbles	beak
water	pitcher	plan	put	tried

Once there was a _____ crow. He found a pitcher of _____. He _____ to drink the water but there was little water in the _____. His _____ could not reach the water.

Soon he thought of a wise _____. He brought _____ and _____ them into the pitcher. The water level _____ up. The crow _____ the water and quenched his thirst.

B. Choose the correct options and complete the sentences.

1. The crow was _____.
 a. happy b. thirsty c. hungry
2. The crow found a _____.
 a. pan b. bottle c. pot
3. The crow drops many small _____.
 a. stones b. pebbles c. rocks

Comprehension

Read the lines and answer the following questions.

Time For Dinner

It's time for dinner. "Would you care for some turkey?" inquired mom. "No, thank you." "How about some jam?" mom suggested. "No, thanks." "Would you rather have a yam?" mom asked. "I don't want turkey, jam, or yam! I want pie!"



1. What did Mom ask about first?

2. Did the child want jam?

3. What did the child want to eat?

4. What do you want to eat?

5. Do you like to eat healthy food?

Handwriting-1

Cursive Letters

Joining of Capital Cursive with Small Cursive letters

Aa Bb Cc Dd Ee

Ff Gg Hh Ii Jj

Kk Ll Mm Nn Oo

Pp Qq Rr Ss Tt Uu

Vv Ww Xx Yy Zz

Handwriting-2

Word Practice

Trace and write.

Ant Bag Cat Dog

Egg Fog Gum Hut

Ice Jug Key Let

Mat Mum Dad Ben

Handwriting-3

Word Practice

Trace and write.

Quarrel

Rose

Shoes

Tiger

Umbrella

Vulture

Watch

X-ray

Yolk

Zebra

Zeal

Zero

Handwriting-4

Sentence Writing

Trace and write.

The Earth is round.

The sun is a star.

Lion is the king.

I respect my parents.

Handwriting-5

Sentence Writing

Trace and write.

The sun is a star.

The stars twinkle at night.

The Earth is a planet.

The Moon is a natural satellite.

Handwriting-6

Paragraph Writing

Joining of Capital Cursive with Small Cursive letters

Lotus is a beautiful flower which
has an appealing fragrance and
colour. The flower is usually white
or light pink in colour with boat-
shaped petals.

Assessment

CERTIFICATE of completion

*This is to certify that _____, a student
of _____ has successfully completed the worksheets
under the guidance of Ms/Mrs/Mr _____ during
_____ vacation.*

Signature

स्वर और व्यंजन

(क) स्वरमाला को पूरा करो-

अ _____ ई _____ ऊ _____
 ऋ _____ ओ _____ अः

(ख) व्यंजन को पूरा करो-

क _____ घ _____
 _____ छ _____ ज _____
 _____ ड _____
 त _____ ध _____
 _____ फ _____ म _____
 _____ ल _____
 _____ ह _____
 क्ष _____

(ग) स्वर और व्यंजन को छाँट कर अलग करो और उन्हें क्रम से लगाओ-

स्वर : _____
 व्यंजन : _____

च इ ख
 व अं य घ ण
 थ ड ए प झ
 आ उ छ ऊ ध
 न ट ब

दो वर्णों वाले अमात्रिक शब्द

चित्रों को देखकर शब्द लिखो-



रथ























तीन वर्णों वाले अमात्रिक शब्द

चित्रों को देखकर शब्द लिखो-



मटर



चार वर्णों वाले अमात्रिक शब्द

चित्रों को देखकर शब्द लिखो-

















आ की मात्रा (आ-1)

(क) आ की मात्रा वाले शब्द चित्रों के नीचे लिखो-



अ + 1 + म



म + 1 + ल + 1



ग + 1 + ज + र



प + 1 + य + ल



ज + ह + 1 + ज



ग + म + ल + 1

(ख) वर्णों को सही क्रम में जोड़कर शब्द लिखो-

द बा ल

द त वा

द चा र

रा बा त

ता मा



इ की मात्रा (इ = ि)

(क) शब्दों को जोड़कर खाली स्थान भरो-

कि + रा + या = _____

लि + ख + ना = _____

नि + क + ट = _____

ति + ल + क = _____

ति + रं + गा = _____



(ख) चित्रों को देखो तथा दिए गए वर्णों में उचित मात्राएँ जोड़कर नए शब्द बनाओ-

ह र न
_____च ङ य
_____न र य ल
_____ग ल स
_____प र व र
_____क श म श

ई की मात्रा (ई = ी)

(क) चित्रों को देखकर ई की मात्रा वाले शब्द लिखो-













(ख) शब्दों का सही चित्र से मिलान करो-



तीर

सीटी

मकड़ी

लकड़ी

दीया

गाड़ी



उ और ऊ की मात्राएँ (उ = उ, ऊ = ऊ)

उ (उ) या ऊ (ऊ) की मात्राओं के साथ निम्नलिखित चित्रों के नाम बताओ-

























ए और ऐ की मात्राएँ (ए = ऐ, ऐ =)

(क) अक्षरो को जोड़कर शब्द बनाइए-



श + ए + र = _____



र + ऐ + ल = _____



थ + ऐ + ला = _____



क + ऐ + म + रा = _____

(ख) चित्र देखकर उनके नाम लिखिए-



















ओ और औ की मात्राएँ (ओ = ऐ, औ = पै)

(क) ओ (ऐ) या और (पै) की मात्राओं के साथ निम्नलिखित चित्रों के नाम बताओ-













(ख) चित्र पहचानकर (ऐ) या (पै) की मात्रा लगाओ-













विशेषण

विशेषण संज्ञा या सर्वनाम की विशेषता बताते हैं।

(क) चित्र देखो और बताओ ये कैसे हैं? सही शब्द पर निशान (✓) लगाओ।



चूहा एक छोटा / बड़ा पशु है।



गुड़िया बहुत सुंदर / बदसूरत है।



यह लम्बी / छोटी पूँछ का शेर है।

(ख) नीचे चित्रों के साथ उचित विशेषण लिखो—



क्रिया

किसी भी कार्य को करना क्रिया कहलाता है।

(क) दिए गए वाक्यों में क्रिया को रेखांकित करो-

1. लड़का हँस रहा है।



2. टीना सो रही है।



3. घोड़ा दौड़ रहा है।



4. अध्यापक पढ़ा रही हैं।



(ख) कौन क्या काम कर रहा है, बताओ-









हमारे सहायक

हमारे सहायकों का उनके कार्यों से मिलान करो-



डाकिया



डॉक्टर



अध्यापक



ड्राइवर



दरजी

कपड़े सिलता है।

सोने चाँदी के आभूषण बनाता है।

मिट्टी के बर्तन बनाता है।

पढ़ाता है।

पत्र लाता है।

जूते मरम्मत करता है।

फूल उगाता है।

फर्नीचर बनाता है।

गाड़ी चलाता है।

इलाज करता है।

माली



बढ़ई



कुम्हार



सुनार



मोची



विलोम और समान अर्थ वाले शब्द

विलोम शब्द उल्टे अर्थ को व्यक्त करते हैं।


(क) उल्टा अर्थ बताने वाले शब्द लिखो-



साफ



हँसना



अमीर



रात



(ख) समान अर्थ बताने वाले शब्द लिखो-

मित्र _____

सूर्य _____

दिन _____

राजा _____

आँख _____

पृथ्वी _____

अनेक शब्दों के लिए एक शब्द

चित्रों को देखो और उनके नाम लिखो-



पत्र बाँटने वाला



पढ़ाने वाला



कपड़े सिलने वाला



आभूषण बनाने वाला



देश की रक्षा करने वाला



मिट्टी के बर्तन बनाने वाला



लोगों का इलाज करने वाला



खेती करने वाला



बगीचे की देखभाल करने वाला



दूध बेचने वाला



व्यापार करने वाला

वर्ण-अभ्यास

अ आ इ ई उ ऊ ऋ

ए ऐ ओ औ अं अः

क ख ग घ ङ

च छ ज झ ञ

ट ठ ड ढ ण

त थ द ध न

प फ ब भ म

य र ल व श

ष स ह क्ष त्र

श श्र

शब्द-अभ्यास

जल कमल बरगद कसरत

आम ताला मकान मनचला

टिकट गिलास विज्ञान बारिश

शब्द-अभ्यास

मौरम

औरत

नौकर

दौलत

अंगूर

पंजाब

शंकर

मंदीप

अंततः

राजनः

प्रातःकाल

मूलतः

वाक्य लेखन

भगवान सबके पिता हैं।

सदा सच और मधुर बोलो।

कष्ट उठाए बिना सफलता नहीं मिलती।

मूल्यांकन

प्रमाण-पत्र

यह प्रमाणित किया जाता है कि _____ ,
कक्षा _____ के विद्यार्थी ने अवकाश के दौरान
श्री/सुश्री/श्रीमती _____ के
मार्गदर्शन में अपने कार्यपत्रों को सफलतापूर्वक पूरा
किया है।

हस्ताक्षर

Worksheet-1

Numbers 1 to 10

A. Fill in the empty boxes with the numbers and their numbers names.

4		9		3	
	Five		Eight		Seven

B. Count and tick (✓) the correct number.


1.  2 6 9 8
2.  5 2 4 3
3.  6 3 1 2

C. Count the objects and match them to the correct numbers and number names.

1.  Ten
2.  Seven
3.  Six
4.  Five
5.  Eight

Numbers 11 to 20

A. Trace the numbers.












B. Count the objects and colour the correct number.

<div style="display: flex; justify-content: flex-end; align-items: center;"> <div style="border: 1px solid black; border-radius: 50%; width: 40px; height: 40px; display: flex; align-items: center; justify-content: center; margin-bottom: 10px;">21</div> <div style="border: 1px solid black; border-radius: 50%; width: 40px; height: 40px; display: flex; align-items: center; justify-content: center; margin-bottom: 10px;">12</div> <div style="border: 1px solid black; border-radius: 50%; width: 40px; height: 40px; display: flex; align-items: center; justify-content: center;">13</div> </div>	<div style="display: flex; justify-content: flex-end; align-items: center;"> <div style="border: 1px solid black; border-radius: 50%; width: 40px; height: 40px; display: flex; align-items: center; justify-content: center; margin-bottom: 10px;">18</div> <div style="border: 1px solid black; border-radius: 50%; width: 40px; height: 40px; display: flex; align-items: center; justify-content: center; margin-bottom: 10px;">19</div> <div style="border: 1px solid black; border-radius: 50%; width: 40px; height: 40px; display: flex; align-items: center; justify-content: center;">20</div> </div>
<div style="display: flex; justify-content: flex-end; align-items: center;"> <div style="border: 1px solid black; border-radius: 50%; width: 40px; height: 40px; display: flex; align-items: center; justify-content: center; margin-bottom: 10px;">15</div> <div style="border: 1px solid black; border-radius: 50%; width: 40px; height: 40px; display: flex; align-items: center; justify-content: center; margin-bottom: 10px;">16</div> <div style="border: 1px solid black; border-radius: 50%; width: 40px; height: 40px; display: flex; align-items: center; justify-content: center;">17</div> </div>	<div style="display: flex; justify-content: flex-end; align-items: center;"> <div style="border: 1px solid black; border-radius: 50%; width: 40px; height: 40px; display: flex; align-items: center; justify-content: center; margin-bottom: 10px;">14</div> <div style="border: 1px solid black; border-radius: 50%; width: 40px; height: 40px; display: flex; align-items: center; justify-content: center; margin-bottom: 10px;">15</div> <div style="border: 1px solid black; border-radius: 50%; width: 40px; height: 40px; display: flex; align-items: center; justify-content: center;">16</div> </div>

Worksheet-3

Numbers and Number Names

Count the objects and write numbers and its number names.

Objects	Number	Number Name
		
		
		
		
		
		
		
		
		

Numbers Name 11-20

A. Match the numbers with their number names.

Twelve

Twenty

Sixteen

Eighteen

Fourteen

11

12

13

14

15

16

17

18

19

20

Fifteen

Seventeen

Eleven


Nineteen

Thirteen

B. Count the pictures, write numbers and their number names.









Worksheet-5

Greater Than, Less Than or Equal To

A. Write in each circle with correct symbol $>$, $<$ or $=$.

$>$ greater than

$>$

$2 > 1$

2 is greater than 1

$=$ equal to

$=$

$2 = 2$

2 is equal to 2

$<$ less than

$<$

$2 < 3$

2 is less than 3

11 ○ 20

17 ○ 11

10 ○ 20

16 ○ 17

16 ○ 20

12 ○ 10

18 ○ 18

14 ○ 18

14 ○ 14


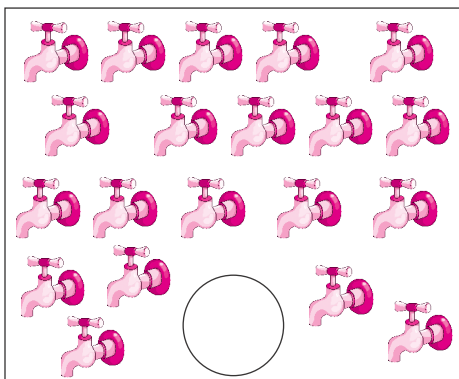
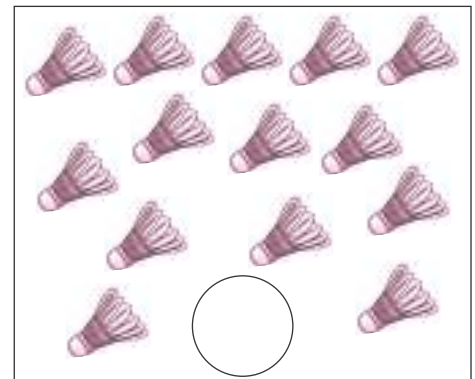
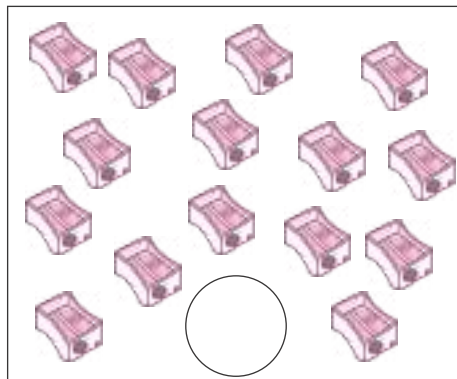

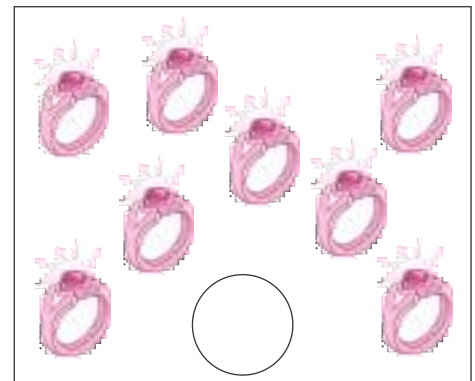
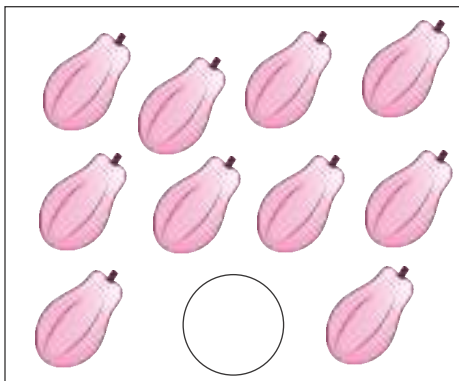


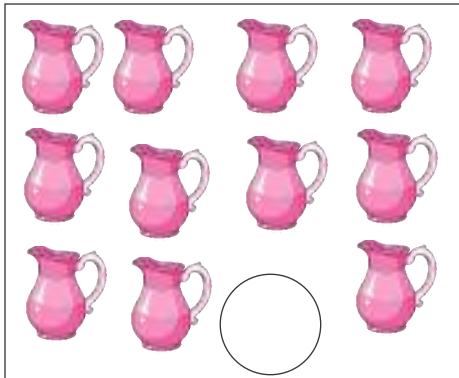
19 ○ 11

20 ○ 20

19 ○ 19

B. Draw more than 12 balls in the space given and colour them.

Count and Write



Worksheet-7

What Comes After, Before and In Between

A. What comes after?

2 _____

11 _____

8 _____

14 _____

16 _____

7 _____

B. What comes before?

17 _____

13 _____

4 _____

19 _____

15 _____

9 _____

C. What comes in between?

1 _____

8 _____

16 _____

4 _____

7 _____

14 _____

3 _____

10 _____

18 _____

6 _____

9 _____

16 _____

D. What comes before and after?

11 _____

13 _____

5 _____

3 _____

18 _____

14 _____

Worksheet-8

Smallest and Biggest

A. Encircle the smallest and biggest number in each group.

1. 4 13 10 20

3. 18 20 16 11

2. 3 16 18 19

4. 14 15 12 19

B. Write the numbers in each set in order from smallest to biggest.

17	13	19	11	20

12	15	14	16	18

C. Fill the missing numbers.

1.

12		14		16
----	--	----	--	----

2.

13			16		18
----	--	--	----	--	----

3.

11		13		15
----	--	----	--	----

4.

15			18		20
----	--	--	----	--	----

D. Circle the smallest number.

20	16
----	----

19	11
----	----

15	17
----	----

12	14
----	----

15	12
----	----

11	8
----	---

18	13
----	----

10	14
----	----

8	15
---	----

3	9
---	---

Worksheet-9

Numbers : 1 to 50

A. Write the number names.

1.

14



2.

23



3.

35



4.

45



5.

50



B. Write the numbers.

Eight

Twelve

Seventeen

Forty-six

Twenty-nine

Fifty

Thirty-four

Twenty-one

Thirty-seven

Thirteen

Forty

Forty-nine

C. Put the correct sign (<, >, =).

1. 34

44

5. 29

40

2. 40

30

6. 11

49

3. 47

34

7. 27

12

4. 41

41

8. 33

33

Worksheet-10

Numbers : 51 to 100

A. Write in words.

86

52

54

75

69

66

93

89

100

99

B. Write the numerals.

Sixty-seven

Fifty-five

Ninety-five

Seventy-six

Eighty-four

One Hundred

C. Write in short form.

$60 + 4 =$

$70 + 3 =$

$50 + 8 =$

$70 + 9 =$

D. Fill in the blanks.

$\underline{\hspace{2cm}} + 4 = 54$

$\underline{\hspace{2cm}} + 6 = 66$

$\underline{\hspace{2cm}} + 6 = 76$

$\underline{\hspace{2cm}} + 3 = 93$

$90 + \underline{\hspace{2cm}} = 96$

$\underline{\hspace{2cm}} + 5 = 85$

$\underline{\hspace{2cm}} + 1 = 51$

$70 + \underline{\hspace{2cm}} = 72$


Worksheet-11

Ordinal Number

Look at the running children. Fill in the blanks.

Clue Box

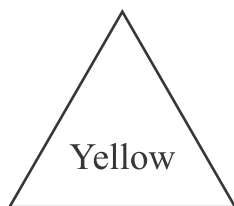
sixth, third,
ninth, fourth,
first, seventh,
tenth, eighth,
fifth, second



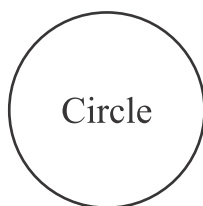
Gurpreet is _____.
Madan is _____.
Golu is _____.
Ronak is _____.
Manu is _____.
Sonu is _____.
Kamal is _____.
Deepak is _____.
Rishabh is _____.
Arbaz is _____.

Shapes

A. Colour the shapes according to the given colour colde.



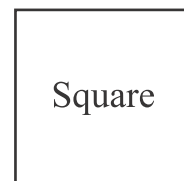
Triangle



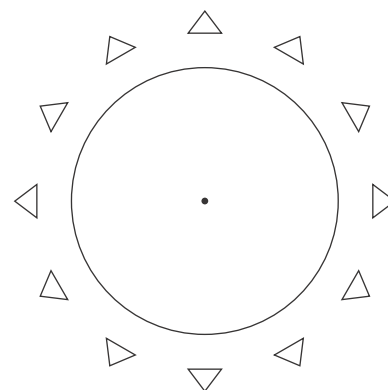
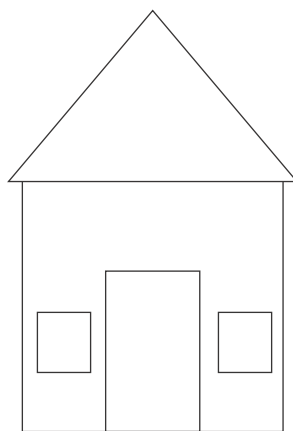
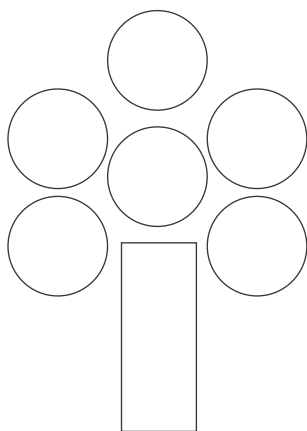
Circle



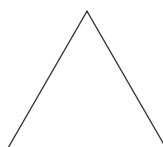




Rectangle



Square



B. Match the object with the shape.



Worksheet-13

Numbers 1 to 100

A. Fill in the missing numbers.

1					6				
			14						
	22						28		
						37			
				45					
		53							
								69	
					76				
81									
			94						100

B. Write backward counting from 100 to 1.

100	99	98			95				
						84			
									71
							63		
				56					
								42	
			37						
					25				21
	19								
10						4			1

Worksheet-14

Read the number names and write the numbers.

Eleven	
Twelve	
Thirteen	
Fourteen	
Fifteen	
Sixteen	
Seventeen	
Eighteen	
Nineteen	
Twenty	

Twenty-one	
Twenty-two	
Twenty-three	
Twenty-four	
Twenty-five	
Twenty-six	
Twenty-seven	
Twenty-eight	
Twenty-nine	
Thirty	

Thirty-one	
Thirty-two	
Thirty-three	
Thirty-four	
Thirty-five	
Thirty-six	
Thirty-seven	
Thirty-eight	
Thirty-nine	
Forty	

Forty-one	
Forty-two	
Forty-three	
Forty-four	
Forty-five	
Forty-six	
Forty-seven	
Forty-eight	
Forty-nine	
Fifty	

Worksheet-15

Read the number names and write the numbers.

Fifty-one		Sixty-one		Seventy-one	
Fifty-two		Sixty-two		Seventy-two	
Fifty-three		Sixty-three		Seventy-three	
Fifty-four		Sixty-four		Seventy-four	
Fifty-five		Sixty-five		Seventy-five	
Fifty-six		Sixty-six		Seventy-six	
Fifty-seven		Sixty-seven		Seventy-seven	
Fifty-eight		Sixty-eight		Seventy-eight	
Fifty-nine		Sixty-nine		Seventy-nine	
Sixty		Seventy		Eighty	

Eighty-one		Ninety-one	
Eighty-two		Ninety-two	
Eighty-three		Ninety-three	
Eighty-four		Ninety-four	
Eighty-five		Ninety-five	
Eighty-six		Ninety-six	
Eighty-seven		Ninety-seven	
Eighty-eight		Ninety-eight	
Eighty-nine		Ninety-nine	
Ninety		One Hundred	

Worksheet-16

Ascending and Descending Order

A. Arrange in ascending order.

5	56	42	78	55	5	42	55	56	78
80	6	77	82	41					
43	54	81	40	86					
7	57	37	75	53					
44	83	8	74	36					
57	45	52	33	73					

B. Arrange in descending order.

9	46	59	30	61	61	59	46	30	9
60	65	10	51	28					
66	25	62	12	63					
15	50	64	70	24					
47	71	18	49	69					
67	48	72	21	68					

Worksheet-17

Expanded Form

Write in the expanded form.

$$54 = \square \text{ tens} + \square \text{ ones} = \square + \square$$

$$36 = \square \text{ tens} + \square \text{ ones} = \square + \square$$

$$77 = \square \text{ tens} + \square \text{ ones} = \square + \square$$

$$93 = \square \text{ tens} + \square \text{ ones} = \square + \square$$

$$58 = \square \text{ tens} + \square \text{ ones} = \square + \square$$

$$42 = \square \text{ tens} + \square \text{ ones} = \square + \square$$

$$80 = \square \text{ tens} + \square \text{ ones} = \square + \square$$

$$23 = \square \text{ tens} + \square \text{ ones} = \square + \square$$

$$61 = \square \text{ tens} + \square \text{ ones} = \square + \square$$

$$15 = \square \text{ tens} + \square \text{ ones} = \square + \square$$

Worksheet-18

Addition

A. Count and write the numbers and their sum.

1.  +  = 

2.  +  = 

B. Look at the pictures to fill in the missing numbers.



$$\begin{array}{r} 2 \\ + \square \\ \hline 5 \end{array}$$



$$\begin{array}{r} 3 \\ + \square \\ \hline 7 \end{array}$$



$$\begin{array}{r} \square \\ + 2 \\ \hline 8 \end{array}$$



$$\begin{array}{r} 4 \\ + \square \\ \hline 7 \end{array}$$

C. Add the following.

$$\begin{array}{r} 5 \\ + 3 \\ \hline \square \end{array}$$

$$\begin{array}{r} 2 \\ + 7 \\ \hline \square \end{array}$$

$$\begin{array}{r} 3 \\ + 3 \\ \hline \square \end{array}$$

$$\begin{array}{r} 6 \\ + 1 \\ \hline \square \end{array}$$

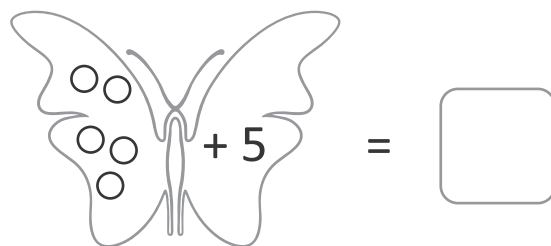
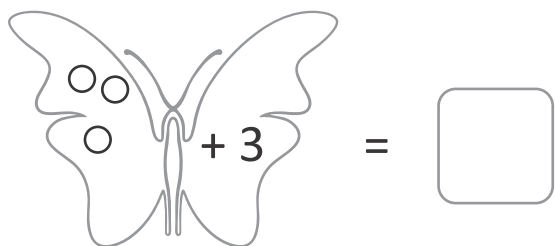
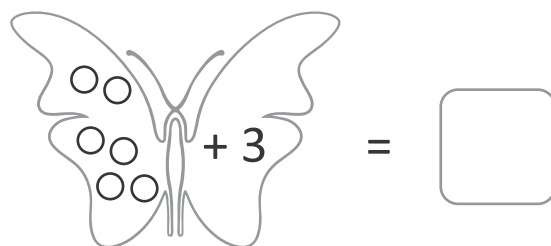
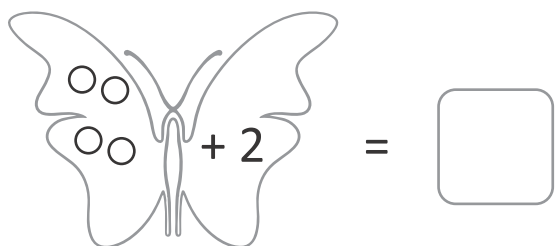
$$\begin{array}{r} 4 \\ + 5 \\ \hline \square \end{array}$$

$$\begin{array}{r} 9 \\ + 1 \\ \hline \square \end{array}$$

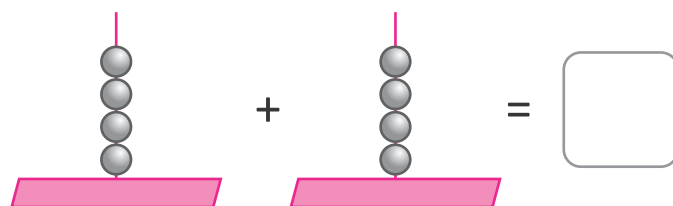
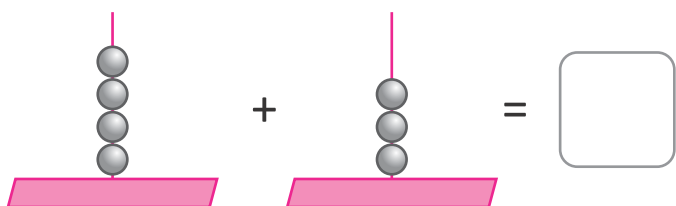
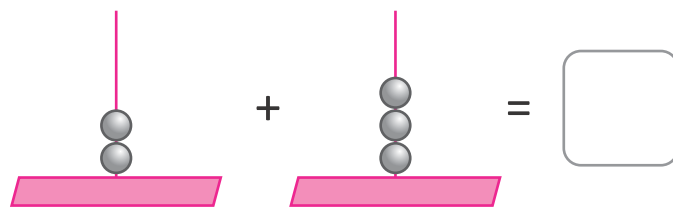
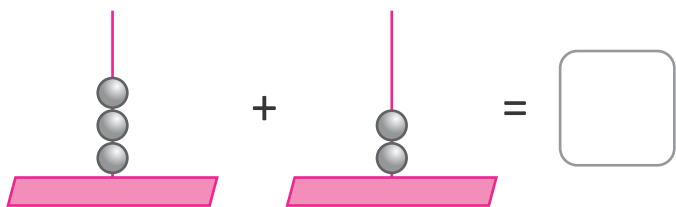
$$\begin{array}{r} 8 \\ + 1 \\ \hline \square \end{array}$$

Addition

A. Add the following and write.



B. Add the following on abacus.



C. Adding zero.

$$\begin{array}{r} 2 \\ + 0 \\ \hline \end{array}$$

$$\begin{array}{r} 6 \\ + 0 \\ \hline \end{array}$$

$$\begin{array}{r} 4 \\ + 0 \\ \hline \end{array}$$

$$\begin{array}{r} 0 \\ + 7 \\ \hline \end{array}$$

$$\begin{array}{r} 0 \\ + 3 \\ \hline \end{array}$$

$$\begin{array}{r} 5 \\ + 0 \\ \hline \end{array}$$

Worksheet-20

Addition

A. Add the numbers using number strip.

1. $4 + 5 = \square$



2. $5 + 3 = \square$



3. $6 + 2 = \square$



B. Word Problems on Addition

1. Mini ate 5 ice-creams. Sam ate 3 ice-creams. How many ice-creams did they eat in total.

$$\square + \square = \square$$

2. Naina plucked 4 apples. Later she plucked 5 apples more. How many apples did she pluck in total?

$$\square + \square = \square$$




3. Anya bought 2 pencils. Her dad brought 7 more pencils for her. How many total pencils are there?

$$\square + \square = \square$$

Worksheet-21

Subtraction

A. Count and write the numbers and their sum.

1.  -  = 

2.  -  = 

B. Story sum-subtraction.



4 children were playing a game.



2 of them went away.

How many children were left in the game?



6 ducks were swimming.



3 of them came out of the water.

How many ducks were swimming now?

C. Subtract.

$$\begin{array}{r} 6 \\ - 3 \\ \hline \end{array}$$

$$\begin{array}{r} 8 \\ - 4 \\ \hline \end{array}$$

$$\begin{array}{r} 9 \\ - 2 \\ \hline \end{array}$$

$$\begin{array}{r} 5 \\ - 4 \\ \hline \end{array}$$









$$\begin{array}{r} 7 \\ - 3 \\ \hline \end{array}$$

$$\begin{array}{r} 4 \\ - 1 \\ \hline \end{array}$$

$$\begin{array}{r} 3 \\ - 2 \\ \hline \end{array}$$

Subtraction

A. Subtract and match.

 $-$  $=$ <input type="text"/>	 $-$  $=$ <input type="text"/>
 $-$  $=$ <input type="text"/>	 $-$  $=$ <input type="text"/>

B. Subtract and write.

	$- 1 =$ <input type="text"/>
	$- 6 =$ <input type="text"/>
	$- 7 =$ <input type="text"/>
	$- 2 =$ <input type="text"/>

C. Subtract and write.

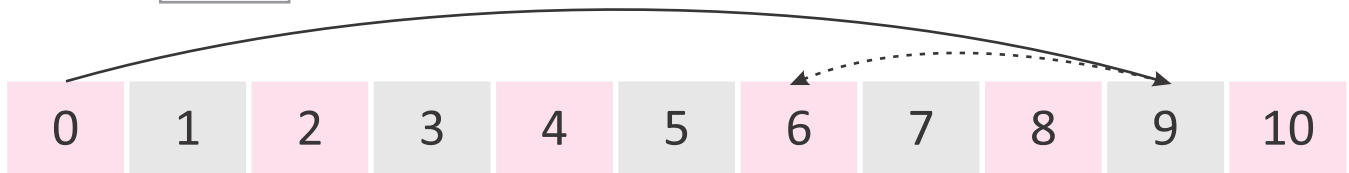
	$6 - 1 =$ <input type="text"/>
	$4 - 3 =$ <input type="text"/>
	$8 - 5 =$ <input type="text"/>

Worksheet-23

Subtraction

A. Hop backwards on the number strip.

1. $9 - 3 = \square$



2. $8 - 4 = \square$



3. $7 - 3 = \square$



B. Word Problems on Subtraction

1. Mahi had 6 bags of flour but 4 bags are used up on Sunday. How many bags of flour did she have?

$$\boxed{6} - \boxed{4} = \square$$

2. Isha had 8 boxes of butter but 2 boxes melted because the fridge was not working. How many boxes of butter did she have now?

$$\boxed{8} - \boxed{2} = \square$$

3. Neha saw five butterflies on the rose plant. 2 butterflies flew away. How many butterflies are left?

$$\boxed{5} - \boxed{2} = \square$$

Worksheet-24

Multiplication

A. Fill in the blanks.



5 rabbits. Each has 2 ears.
____ \times ____ = ____ ears in all.



4 cats. Each has 4 legs.
____ \times ____ = ____ legs in all.

B. Multiply.

1.

$$\begin{array}{r} 4 \\ \times 2 \\ \hline \end{array}$$

2.

$$\begin{array}{r} 5 \\ \times 3 \\ \hline \end{array}$$

3.

$$\begin{array}{r} 3 \\ \times 9 \\ \hline \end{array}$$

4.

$$\begin{array}{r} 5 \\ \times 6 \\ \hline \end{array}$$

5.

$$\begin{array}{r} 7 \\ \times 8 \\ \hline \end{array}$$

6.

$$\begin{array}{r} 2 \\ \times 7 \\ \hline \end{array}$$

7.

$$\begin{array}{r} 9 \\ \times 2 \\ \hline \end{array}$$

8.

$$\begin{array}{r} 8 \\ \times 2 \\ \hline \end{array}$$

C. Story sum. Multiply.

1. A tricycle has 3 wheels.
How many wheels are there in 6 tricycles?

T O

2. A child has 6 balloons.
How many balloons do 9 children have?

T O

Worksheet-25

Division

A. Fill in the place holder.



There are mangoes.

Encircle these mangoes into 4 equal groups.

$$\therefore 16 \div 4 = \text{} \text{ or}$$

Each group has mangoes.

$$\begin{array}{r} \text{} \\ 4 \overline{) 16} \end{array}$$



How many flowers are there in all?

How many vases are made out of these flowers?

$$\therefore 12 \div 6 = \text{} \text{ or}$$

Each vase contains flowers.

$$\begin{array}{r} \text{} \\ 6 \overline{) 12} \end{array}$$

B. Divide.

1. $4 \overline{) 12} ($

2. $3 \overline{) 9} ($

3. $2 \overline{) 8} ($

4. $3 \overline{) 6} ($

5. $4 \overline{) 4} ($

6. $7 \overline{) 14} ($

7. $6 \overline{) 18} ($

8. $8 \overline{) 16} ($

9. $5 \overline{) 20} ($

10. $2 \overline{) 10} ($

11. $4 \overline{) 8} ($

12. $4 \overline{) 20} ($

Worksheet-26

Money

A. Match the following.



₹ 35



₹ 17



₹ 215



₹ 250

B. Write the value.



B. Add the money.

₹ 20 + ₹ 50 =

₹ 100 + ₹ 50 =

₹ 8 + ₹ 15 =

₹ 20 + ₹ 17 =

₹ 15 + ₹ 15 =

₹ 40 + ₹ 30 =

C. Answer the following questions.

1. How many 5 rupees notes do you get for a fifty rupees note?

T O

2. How many 2 rupees notes do you get for a hundred rupees note?

T O

Worksheet-27

Time

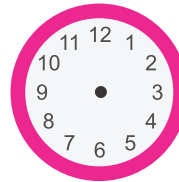
A. Tick (✓) the correct word.

1. I eat my breakfast in the **evening/morning**.
2. We can see the stars in the **day/night**.
3. We eat our dinner in the **noon/night**.
4. The moon is seen in the **day/night**.

B. What time will it be?

1. The time is 3:00 now,
what time will it be in 2 hours?

The time will be : _____



2. The time is 7:00,
what time will it be in 4 hours?

The time will be : _____



C. Fill in the blanks.

1. 3 hours after 4:00 is _____.
2. 2 hours after 8:00 is _____.
3. 5 hours after 2:00 is _____.
4. 1 hours after 11:00 is _____.
5. 6 hours after 6:00 is _____.

D. Write the correct time under each clock.









Calendar

Look at the calendar and fill in the blanks.

CALENDAR - 2026

JANUARY

S	M	T	W	T	F	S
				1	2	3
4	5	6	7	8	9	10
11	12	13	14	15	16	17
18	19	20	21	22	23	24
25	26	27	28	29	30	31

FEBRUARY

S	M	T	W	T	F	S
1	2	3	4	5	6	7
8	9	10	11	12	13	14
15	16	17	18	19	20	21
22	23	24	25	26	27	28

MARCH

S	M	T	W	T	F	S
1	2	3	4	5	6	7
8	9	10	11	12	13	14
15	16	17	18	19	20	21
22	23	24	25	26	27	28
29	30	31				

APRIL

S	M	T	W	T	F	S
			1	2	3	4
5	6	7	8	9	10	11
12	13	14	15	16	17	18
19	20	21	22	23	24	25
26	27	28	29	30		

MAY

S	M	T	W	T	F	S
					1	2
3	4	5	6	7	8	9
10	11	12	13	14	15	16
17	18	19	20	21	22	23
24	25	26	27	28	29	30
31						

JUNE

S	M	T	W	T	F	S
	1	2	3	4	5	6
7	8	9	10	11	12	13
14	15	16	17	18	19	20
21	22	23	24	25	26	27
28	29	30				

JULY

S	M	T	W	T	F	S
			1	2	3	4
5	6	7	8	9	10	11
12	13	14	15	16	17	18
19	20	21	22	23	24	25
26	27	28	29	30	31	

AUGUST

S	M	T	W	T	F	S
						1
2	3	4	5	6	7	8
9	10	11	12	13	14	15
16	17	18	19	20	21	22
23	24	25	26	27	28	29
30	31					

SEPTEMBER

S	M	T	W	T	F	S
		1	2	3	4	5
6	7	8	9	10	11	12
13	14	15	16	17	18	19
20	21	22	23	24	25	26
27	28	29	30			

OCTOBER

S	M	T	W	T	F	S
				1	2	3
4	5	6	7	8	9	10
11	12	13	14	15	16	17
18	19	20	21	22	23	24
25	26	27	28	29	30	31

NOVEMBER

S	M	T	W	T	F	S
1	2	3	4	5	6	7
8	9	10	11	12	13	14
15	16	17	18	19	20	21
22	23	24	25	26	27	28
29	30					

DECEMBER

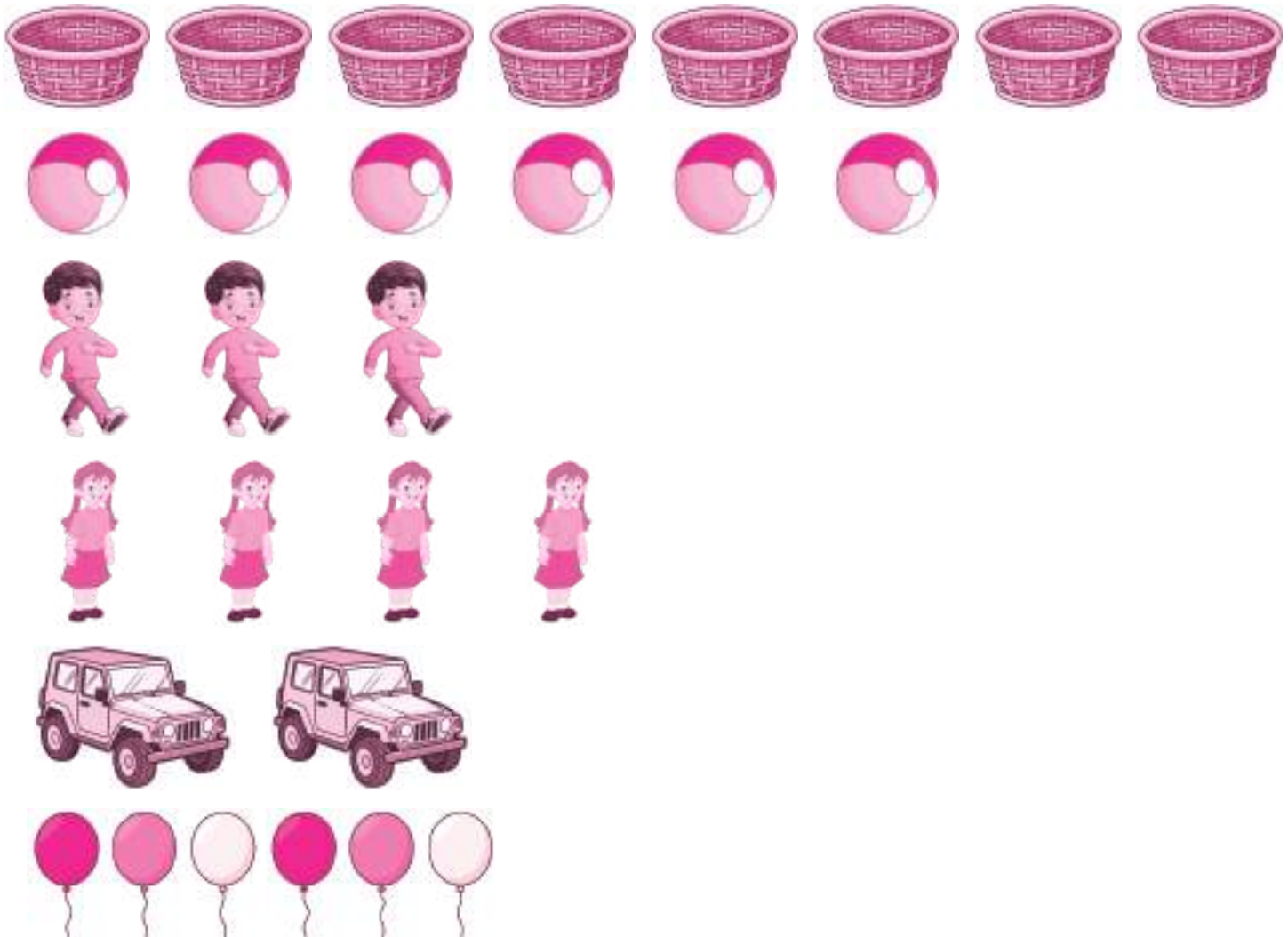
S	M	T	W	T	F	S
		1	2	3	4	5
6	7	8	9	10	11	12
13	14	15	16	17	18	19
20	21	22	23	24	25	26
27	28	29	30	31		

- ◆ January is the _____ month of the year.
- ◆ February is the _____ month of the year.
- ◆ March is the _____ month of year.
- ◆ April is the _____ months of the year.
- ◆ _____ comes after April.
- ◆ June is the _____ month of the year.
- ◆ _____ is between June and August.
- ◆ _____ is the eighth month of the year.
- ◆ _____ is the ninth month of the year.
- ◆ October comes before _____.
- ◆ November is the _____ month of the year.
- ◆ _____ is the last month of the year.

Worksheet-29

Data Handling

Study the pictures given below carefully and answer the questions.



- How many children are there in the picture? _____ children.
- Count the number of boys and girls. _____ boys _____ girls.
- Which are more, balls or baskets? _____
- There are 6 balloons. What else is 6 in number? _____
- How many jeeps are there in the picture? _____
- How many baskets are there in the picture? _____

Assessment

CERTIFICATE of completion

*This is to certify that _____, a student
of _____ has successfully completed the worksheets
under the guidance of Ms/Mrs/Mr _____ during
_____ vacation.*

Signature





Worksheet-1

Living and Non-Living Things


The things that can breathe, grow, move, feel and reproduce are called **living things**. They also need food and water.

The things that do not grow, do not move on their own, do not breathe, feel or need food and water are called **non-living things**. They do not have babies.

A. Identify living and non-living things from the pictures given below. Put a tick (✓) mark in the correct box.

		Living thing		Non-living thing
1.		<input type="checkbox"/>		<input type="checkbox"/>
2.		<input type="checkbox"/>		<input type="checkbox"/>
3.		<input type="checkbox"/>		<input type="checkbox"/>
4.		<input type="checkbox"/>		<input type="checkbox"/>

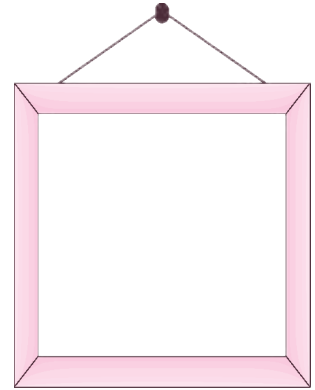
B. Pick up crayons again and colour the non-living things in the following pictures.



Worksheet-2

About Myself

A. Paste a picture of yourself in the frame provided.



B. Also, complete the details about yourself.

Hi, my name is _____.

I am _____ years old.

I study in class _____.


I live with my _____.

My address is _____.

My favourite cartoon is _____.

My favourite subject is _____.

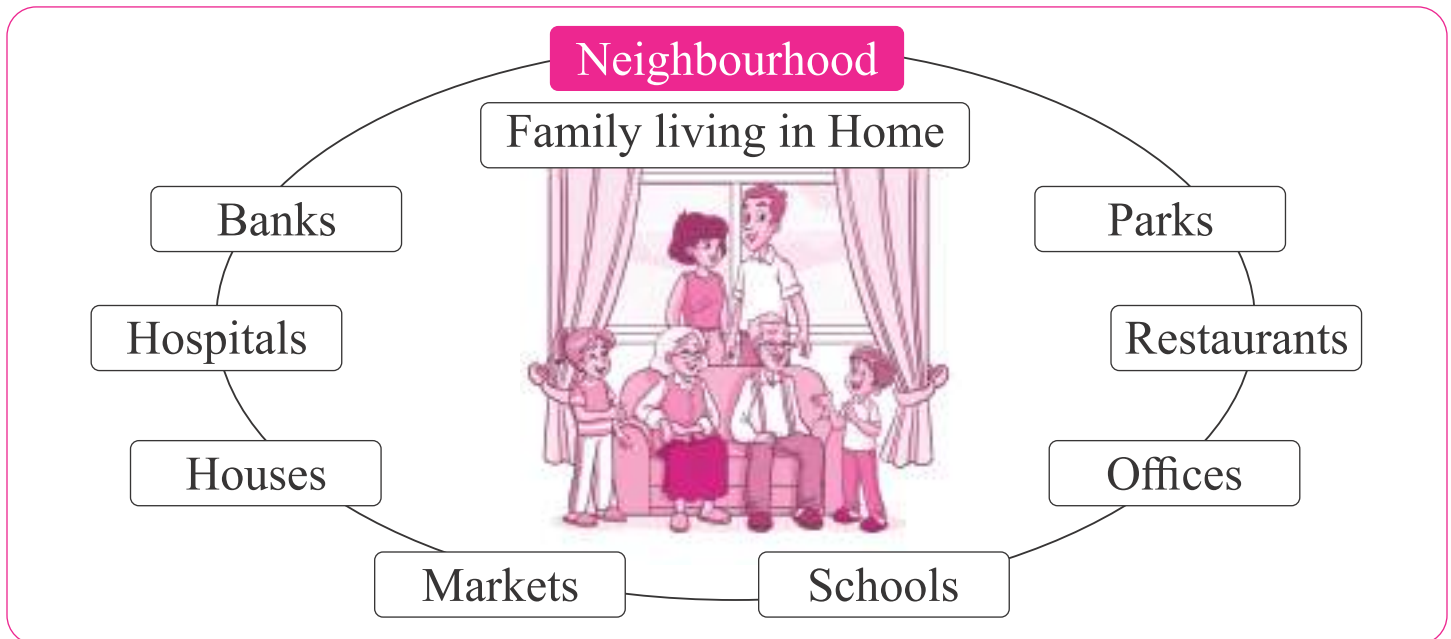
C. Tick (✓) the things that you like to do.



Worksheet-3

My Family and Neighbourhood

A. Paste pictures of your family members in the frame. Also, write how they are related to you.



B. Circle the correct answer.

- | | | |
|------------------------------------|----------|--------|
| 1. A place for children to lay | Market | Park |
| 2. A place to go when you are sick | Hospital | Office |
| 3. A place to buy fruits | Bank | Market |
| 4. A place where people go to work | Office | Park |

Worksheet-4

Plants Around Us

Plants are all around us.

Some plants are big and some are small.

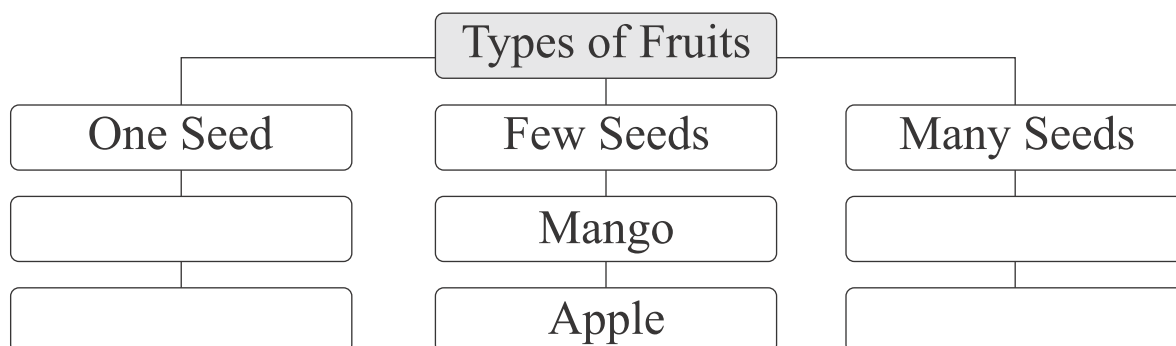
A. Match the following.

- | | |
|--------------|-------------|
| 1. Banyan | i. Herb |
| 2. Grapevine | ii. Shrub |
| 3. Jasmine | iii. Tree |
| 4. Spinach | iv. Creeper |
| 5. Cucumber | v. Climber |

B. Label the parts of plant shown below.



C. Complete the flowchart. One has been done for you.



Worksheet-5

Food We Eat

We eat different kinds of food every day.

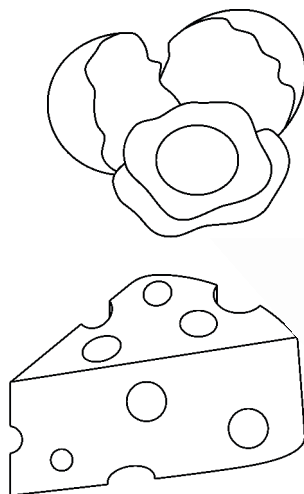

A. Put a tick (✓) against the correct sentences and a cross (X) against the wrong ones.

1. We get all our food from plants.
2. Wheat is a cereal.
3. Fruits can be eaten raw.
4. A potato is a steam.
5. Kidney beans are pulses.

B. Tick (✓) the correct word.

1. Cauliflower/Orange is a fruit that we eat.
2. Spinach is a **flower/leaf** that we eat.
3. **Wheat/Gram** is a pulse that we eat.
4. **Broccoli/Maize** is a cereal that we eat.
5. Ginger is a **stem/fruit** that we eat.

C. Pick up crayons and colour those food items that we get from plants. Circle those food items that do not come from plants.



Worksheet-6

Animals Around Us

There are different kinds of animals around us.

They live in different places. They have different features. They do not eat the same kind of food.

A. Circle the odd one.

1. Ant, camel, elephant, giraffe
2. Grasshopper, mosquito, sparrow, butterfly
3. Chick, cat, calf, lamb
4. Crow, duck, cow, ox

B. Look at the picture given below. Some animals are enjoying rain. Identify the animals and write their names in the empty box.



Names

Worksheet-7

Food and Homes of Animals

Animals need food to live and grow. They eat different kinds of food.

Home protects us from heat, rain and cold. Animals also need a home or shelter to protect themselves.

A. Look around your home. Name any three animals that you see. Observe these animals. Find out more about them.

Name of the animal	Where does it live?	What does it eat?

B. Where do these animals live?

1. Lion _____
2. Bear _____
3. Spider _____
4. Dog _____
5. Deer _____

C. Identify who I am.

1. I am green in colour. I eat insects. _____
2. I live on a tree. I like eating bananas. _____
3. I eat other animals. I am the king of the jungle. _____
4. I live in a stable. I can run very fast. _____
5. I am found in your house. I am brown in colour. I eat insects. _____

D. Guess where these animals live.

1.



2.



Worksheet-8

Our Body and Sense Organs

Our body has many parts. Each body part helps us in many ways. Our legs help us to do many things such as walk, jump and run.

Some organs of our body help us to hear, see, smell, taste and feel. These organs enable us to sense the world around us. These are called **sense organs**.

A. How do our legs help us?







B. How do our hands help us?







C. Match the following.

- | | |
|-----------|---------------------------------------|
| 1. Ears | i. can smell the fragrance of perfume |
| 2. Tongue | ii. can touch and feel a sticky glue |
| 3. Nose | iii. can hear the phone ringing |
| 4. Eyes | iv. can taste food |
| 5. Skin | v. can see stars in the sky |

Worksheet-9

Food

We need food to live.

To be healthy, we should eat different types of food.

- A. Write what you ate for breakfast, lunch and dinner yesterday in the table given below.**

Breakfast	Lunch	Dinner

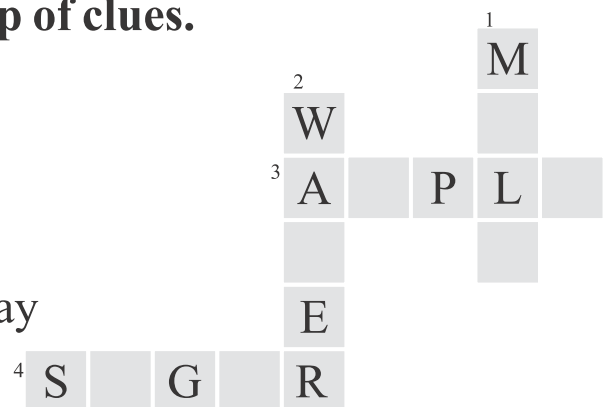
- B. Complete the crossword with the help of clues.**

Down

- Drink it twice daily
- Drink 8-10 glasses daily

Across

- Eat one daily to keep the doctor away
- It gives you energy



- C. Collect pictures of different food items from newspapers and magazines. Ask an elder to help you cut out these pictures. Take three drawing sheets.**

Paste these pictures in three groups.

- Food items that give us energy
- Food items that help us grow
- Food items that keep us healthy

You can take help of your teacher while placing them.

Worksheet-10

Safety Measures

We should always be careful. We should follow certain safety rules at different places.

A. Complete the following poem on traffic light.

Stop says the _____ light.

Go says the _____ light.

_____ says the yellow light,
shining in between.



B. Write T for True and F for false.

1. Always play with fire. _____
2. Make a queue while getting in a bus. _____
3. Always climb on desks and chairs. _____
4. Cross the road when traffic light is red. _____

C. Read the story given below. Underline unsafe behaviour in red.

John wanted to swim. It was raining at that time. So his mother told him not to go. He went without telling her. Four other children were also there. None of them was accompanied by an adult. They all started running after each other. One boy pushed John into the pool. Just then a lifeguard reached and scolded him for his behaviour.

Why do you think the lifeguard was angry?

D. Make Your Own Traffic Light

Take an empty juice or milk carton or a shoe box. Cut out the top portion of the pack. Paste black paper on it and cover it completely. Now take yellow, red and green coloured papers. Draw a circle on them with the help of bangles and cut them out. Paste them on all sides of the box as shown here. Your traffic light is ready.

Worksheet-11

Our House

We need a house to live in. Our house protects us from heat, cold and rain. Our house is our home. It keeps us safe from thieves and wild animals.

A. Name the different rooms in our house.













B. How do our house protect us?









Worksheet-12

Clothes

We need clothes to cover our body. We wear clothes of various types. clothes protect us from cold, heat, wind and rain.

A. Identify the clothes and write their names.







B. Match the items in Column A with Column B.

Column A



Wool



Cotton



Silk



Sack

Column B



Cotton plant



Sheep



Rope



Silk worm

Worksheet-13

Air

Air is present everywhere. We cannot see air. We can only feel it.

A. Which of the following moves with the help of air?

1.



2.



3.



4.



B. Complete the following puzzle about the features of air.


Down

1. Air makes the windmill _____

2. Air occupies _____

Across

3. All living things need air to _____



C. Air pollution can cause coughing, itchy eyes and difficulty in breathing. List three ways in which you think we are polluting air. One has been done for you.

1. Air gets polluted when we burn crackers.

2. _____

3. _____

D. Fold a paper to make a fan out of it. Wave it in front of your face. What do you feel?



Worksheet-14

Water

We drink water every day. Living things such as plants, animals and humans need water.

Uses of Water

We need water for various purposes.

Identify the pictures and write the uses of water.



Worksheet-15

Sources of Water

We get water from different sources.

If the Earth was divided into ten equal parts, seven parts would be covered with water!

Identify the pictures and write the sources of water.

























Worksheet-16

Weather

The appearance of a certain day is called **weather of that day**.

Types of Weather

The weather keeps changing from day to day.

A. Identify and write the names of different weathers.









B. Fill in the blanks.

1. We drink _____ (cold water/hot tea) on a hot day.
2. We drink _____ (cold coffee/hot soup) on a cold day.
3. The Sun shines brightly on a _____ (rainy/hot) day.
4. We receive heavy rain during _____. (monsoon/spring)
5. On cold day, we want to sit close to the _____. (fire/river)

Worksheet-17

Seasons

We divide a year into five different seasons according to the weather. These seasons are summer, winter, monsoon, spring and autumn.

A. Match the following.

- | | |
|--------------|------------------------------------|
| 1. Summer | i. Strong winds blow |
| 2. Windy day | ii. Neither very hot nor very cold |
| 3. Winter | iii. Very hot |
| 4. Autumn | iv. Very cold |
| 5. Spring | v. Dry and warm |

B. Tick (✓) the correct answer.

- How many seasons are there in a year?
a. Three b. Four c. Five d. Six
- In which season leaves turn yellow and start falling?
a. Autumn b. Spring c. Winter d. Monsoon
- In which season thunder and lightning occur?
a. Autumn b. Spring c. Winter d. Monsoon

C. Find rhyming words with the following weather words. Then make simple sentences with them.

	Rhyming words	Simple sentences
Rain	_____	_____
Sunny	_____	_____
Cold	_____	_____
Hot	_____	_____

Worksheet-18

Heavenly Bodies

Heavenly bodies are natural objects found in space.

A. Identify these heavenly bodies.
















B. Observe the night sky for 15 days and draw the shapes of the Moon that you observe in the given boxes.




Day 1



Day 5



Day 10



Day 15

C. Objects visible from the Earth in the sky during.

Day

Night

Worksheet-19

Animals and Their Babies

Match the animals with their babies also write their names.





























Green Plants

Find the names of twelve plants hidden in this word search.



D	C	N	E	E	M	N	M	E	L	W	K
Z	Q	B	G	Y	A	A	X	U	V	A	H
G	G	F	P	I	N	E	U	C	J	S	G
R	O	S	E	Q	G	S	I	A	T	H	F
A	E	L	R	K	O	T	I	L	E	O	G
P	A	L	M	P	H	J	W	Y	H	K	U
E	P	O	X	Q	O	V	R	P	U	A	L
V	M	T	N	S	M	S	C	T	D	I	M
I	O	U	Y	N	B	C	L	U	F	T	O
N	Y	S	A	R	T	U	L	S	I	W	H
E	P	X	A	Q	B	D	K	B	J	Y	A
Z	Z	B	A	N	Y	A	N	U	E	A	R



Worksheet-21

Plants Around Us

Name these plants. Also write 'T' for tree, 'S' for Shrub and 'H' for herb in the box.



_____ ☐



_____ ☐



_____ ☐



_____ ☐



_____ ☐



_____ ☐



_____ ☐



_____ ☐



_____ ☐

Worksheet-22

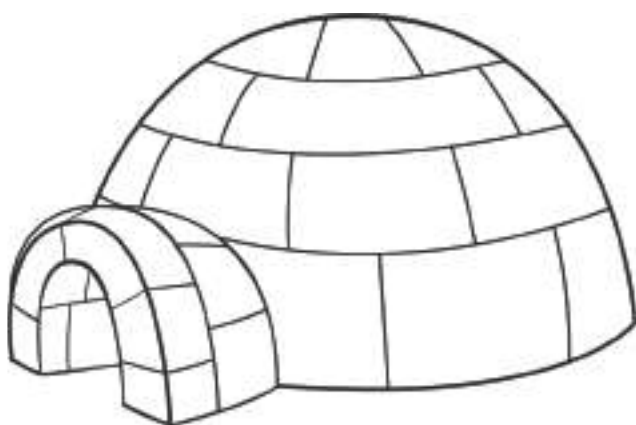


Animal World

Name these animals. Write 'L' for land animals, 'W' for water animals and 'T' for animals that live on trees.

_____
☐_____
☐_____
☐_____
☐_____
☐_____
☐_____
☐_____
☐_____
☐

Different Houses

Colour the pictures of different houses. Can you name them?



Worksheet-24

Safety First

Tick (✓) the children who are safe and cross (X) who are not.


☐

☐

☐

☐

☐

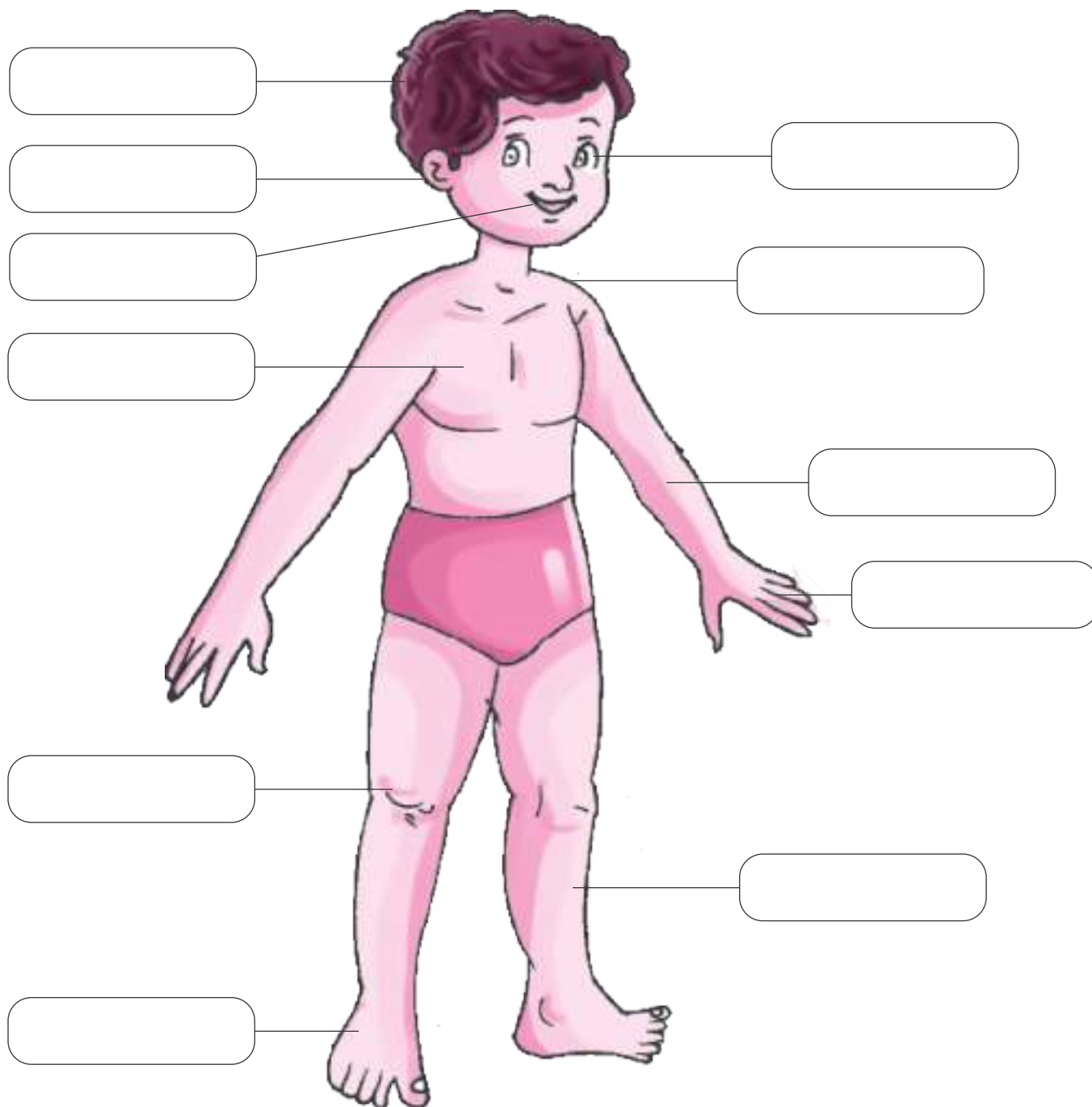
☐

☐

☐

My Body

Label the parts of our body.



Birds

Identify the pictures and name the given birds.

































Assessment

CERTIFICATE of completion

*This is to certify that _____, a student
of _____ has successfully completed the worksheets
under the guidance of Ms/Mrs/Mr _____ during
_____ vacation.*

Signature

Worksheet-1

Like To Do

Look at the pictures. What would you like to do? Tick (✓) the activities.



go to school ☐



share my tiffin ☐



keep the classroom clean ☐



do my homework ☐



play with dolls ☐



dance ☐



watch cartoons ☐



make clay toys ☐



draw and paint ☐

Worksheet-2

Professionals

Look at these professionals. Which one you like to be?



Doctor



Principal



Teacher



Nurse



Engineer



Policeman



Advocate



Photographer



Leader

Worksheet-3

What Children Do For Their Parents

Children should do something to keep their parents happy.

They should obey their parents.

Children should help the parents in household work. Write what all you can do.



















Worksheet-4

Fun in Leisure Time

Leisure time means free time.

We have lot of fun during our free time. Fun keeps us happy and fresh. We have fun in many ways.

What all can you do in free time. Write down.



Worksheet-5

Our Festivals

Festivals bring us joy and happiness.

A. Name the festivals.

Religions festivals



National festivals



B. Make attractive greeting cards and give them to your teachers on festival days. Ask your parents to tell you in detail about festivals.

Worksheet-6

Our School

A school is a place where we learn many things.

A. We learn the given things in school. Identity the pictures and write down.



B. Count the classrooms in your school building. Then ask your friends the number of classrooms in their schools. Now compare. Is your school a big one or small one?

Worksheet-7

The School Building

The school building has many rooms to learn different things.

A. Match the places with their names.



Staffroom



Principal office



Assembly hall



Classroom



Computer room



Library



Music room

Play ground

- B.** 1. Do you keep your classroom neat and clean? _____
2. Do you jump on the desks and benches? _____

Worksheet-8

My Clothes

We wear clothes to cover our body. They protect us from heat, cold, rain and dust. Clothes also make us look smart.

Find out the name of any dresses in the word puzzle. The first letter of each dress is written below.

S	H	I	R	T	U	C	A	T	K	S
L	P	Q	G	R	A	F	R	O	C	K
A	V	D	G	L	O	V	E	S	B	S
Q	M	B	O	B	U	S	A	R	E	E
R	P	T	S	O	C	K	S	Q	T	R
X	K	U	R	T	A	C	O	Z	E	E
T	J	N	S	E	B	L	O	U	S	E
Y	W	C	Y	F	G	S	K	I	R	T
C	O	A	T	H	R	D	L	B	C	S
K	H	C	A	P	I	Q	D	K	V	O
U	A	T	R	O	U	S	E	R	S	X
R	A	I	N	C	O	A	T	W	H	K
Z	P	S	Y	A	L	M	X	T	I	E
A	R	S	A	L	W	A	R	I	R	T

1. S H I R T
2. F — — — —
3. G — — — — —
4. S — — — —
5. S — — — —
6. K — — — —
7. B — — — — —

8. S — — — —
9. C — — —
10. C — —
11. T — — — — — — —
12. R — — — — — — —
13. T — —
14. S — — — — —

Worksheet-9

Animal Homes

Animals also need homes to protect themselves from heat, cold, rain and other animals.

Different animals live in different kinds of homes.

Take the animals to their home.

1.



a.



2.



b.



3.



c.



4.



d.



5.



e.



6.



f.



7.



g.



Some wild animals like deer, giraffe and elephant move about in the jungle. They do not make their homes.

Worksheet-10

My Neighbourhood

There are many places near my house. They form my neighbourhood.

A. Recognise and name the given places in our neighbourhood.



















B. Where do you go to play daily in the evening?

Worksheet-11

Means of Transport

Different vehicles help us to travel from one place to the other.

A. Name the various land transport.























B. Name the various rail transport.





Means of Air/Water Transport

A. Name the various air transport.

















B. Name the various water transport.















Worksheet-13

The Early Humans

Early Humans lived on the Earth. The Early Humans did not live like us. They lived in caves in forests. In the forests, they were afraid of wild animals like tigers or elephants. The caves protected them from wild animals, heat, cold, and rain.



A. Fill in the blanks.

1. The Early humans gathered food from _____.
2. The life of the Early humans was _____.
3. The Early humans made tools like _____ with sticks and stones.
4. The Early humans made _____ by rubbing stones.
5. The _____ protected the Early humans from rains.

B. Match the columns.

- | | |
|-----------------|---------------------|
| 1. Clothes | i. Cave |
| 2. Tools | ii. Tigers |
| 3. Food | iii. Spears |
| 4. House | iv. Skin of animals |
| 5. Wild animals | v. Raw meat |

C. The Early Humans gathered food from trees. Collect pictures of the trees that give fruits. Paste them in the space given below.



Worksheet-14

Good Manners

Good manners means good **conduct** and behaviour. Our parents and teachers teach us good manners. We must **cultivate** good manners.

Good Manners at home

We should respect and obey our parents.
We should help our parents in domestic work.
We should pray before having our meal.
We should not waste food.



Good Manners at school

We must be in time for school.
We should go in a queue for school assembly.
We should not make a noise in the classroom.
We should share our things with our friends.




A. Write when do you use these words.

- | | | | |
|--------------|-------|--------------|-------|
| 1. Sorry | _____ | 2. Please | _____ |
| 3. Thank you | _____ | 4. Excuse me | _____ |

B. Think and write.

1. Give two examples of good manners.
 - i. _____
 - ii. _____
2. Give two examples of bad manner.
 - i. _____
 - ii. _____

C. Circle the picture which shows good manners.



Worksheet-15

Keeping Clean and Fit

We should keep our body clean and fit. It helps us to remain healthy. it also makes us looking neat and smart.

Look at the pictures and write the activity that keep us clean and healthy.



















Worksheet-16

Air

Air is a mixture of gases. It is present everywhere. It has no smell. All living things need air to stay alive. Air is all around us.

Uses of Air

Air is very useful. We use air in many ways. Write down.



















Worksheet-17

Water

Read and Recite



Water, water comes from the cloud,
Water, water rains from the sky,
Water in the river, water on the ground.
Water, water rushing down from high,
Water, water forms a waterfall,
Water, water for me and for all.

Worksheet-18

Find the Differences

Find out seven differences in both the scenes.



Assessment

CERTIFICATE of completion

*This is to certify that _____, a student
of _____ has successfully completed the worksheets
under the guidance of Ms/Mrs/Mr _____ during
_____ vacation.*

Signature

Worksheet-1

Parts of a Computer

Trace the name of the parts of a computer.

MONITOR

CPU



KEYBOARD

MOUSE

Memory

A. Match the following.



CD



Headphones



Speaker



Pendrive



Printer

Scanner



B. Circle the parts of computer.



Keyboard


Colur the.

alphabet keys – red


numeric keys – orange

enter keys – green

space bar – yellow



Colour the letters of your name.



Worksheet-4**Hands on Mouse****A. Tick (✓) the correct answer.**

1. What type of a device mouse is?

a. Typing ☐

b. Mobile ☐

c. Pointing ☐

2. What is the pressing of the mouse button called?

a. Dropping ☐

b. Dragging ☐

c. Clicking ☐

3. Always keep your mouse :

a. clean ☐

b. dirty ☐

c. stinky ☐

B. Label the parts of the given mouse.**C. Explain the following.**

1. Double-click : _____

2. Single-click : _____

3. Clicking : _____

Worksheet-5

Computer On and Off Process

A. Number the correct order to switch **off a computer.**

Switch off the UPS

Shut down

Switch off the main power supply

B. Number the correct order to switch **on a computer.**

Switch on the main power supply

Switch on a monitor

Switch on the UPS

C. Tick (✓) the correct answer.

1. _____ supplies power to all parts of the computer.

a. UPS

☐

b. CPU

☐

c. Monitor

☐

2. Start button can be seen at the _____ of the screen.

a. top

☐

b. bottom

☐

c. right

☐

3. The start button is present on the _____.

a. CPU

☐

b. UPS

☐

c. desktop

☐

4. The shutdown button is present on the _____.

a. desktop

☐

b. taskbar

☐

c. mouse

☐

Worksheet-6

Computer and Its Uses

A. Find the following places in the grid.

SCHOOL SHOP HOSPITAL BANK
AIRPORT OFFICE STATION

H	X	C	A	R	T	U	U	V
O	F	F	I	C	E	R	F	T
S	Z	W	P	Z	S	A	V	B
P	W	S	H	O	P	A	X	A
I	P	S	T	A	T	I	O	N
T	Q	H	Q	W	F	W	M	K
A	I	R	P	O	R	T	D	M
L	Z	P	S	C	H	O	O	L

B. Name the places where we use a computer for the following purposes.

- To book tickets _____
- To treat patients _____
- To listen to music _____
- To withdraw money _____
- To prepare bills _____

Assessment

CERTIFICATE of completion

*This is to certify that _____, a student
of _____ has successfully completed the worksheets
under the guidance of Ms/Mrs/Mr _____ during
_____ vacation.*

Signature

Beautiful Flowers

A. Write down the names of the flowers given below.



①



②



③



④



⑤



⑥



⑦



⑧

B. Write your favourite flowers names.

1. _____
2. _____
3. _____
4. _____

Traffic Symbols

We often see traffic lights or signals on the road. Do you know what these traffic lights tell us? Let's know :



“STOP” says the red light.

“WAIT” says the yellow light.

“GO” says the green light.

Below are given some traffic symbols. Identify and name them. Take help from help box.



1. _____



2. _____



3. _____



4. _____



5. _____



6. _____



7. _____

Help Box

No U-turn, One way sign, Zebra Crossing,
No Entry, No Parking, No Horn, U-turn

Cartoon Friends

Identify these famous cartoon characters and write their names.



1. _____



2. _____



3. _____



4. _____



5. _____



6. _____



7. _____



8. _____



9. _____

Sports and Sports Implements

The following are some sports implements. Match them with their names.

①



a

Rugby

b

Baseball

③



c

Football

d

Basketball

e

Billiards

⑤



f

Table Tennis

g

Golf

⑦



h

Lawn Tennis

②



④



⑥



⑧



Our National Symbols

Do you know your national symbols? Write their names.



① _____



② _____



③ _____



④ _____



⑤ _____



⑥ _____



⑦ _____

Famous Monument

Here are some famous monuments of India built many years ago. Identify them using the 'Help box'.




1.



2.

3.



4.



Help Box

a. Char Minar
b. India Gate

c. Taj Mahal
d. Red Fort

Assessment

CERTIFICATE of completion

*This is to certify that _____, a student
of _____ has successfully completed the worksheets
under the guidance of Ms/Mrs/Mr _____ during
_____ vacation.*

Signature

Test-1

Put the life cycle of a plant in order. Colour the box of stage number next to each picture.



Seed

1

2

3

4



Plant with flowers

1

2

3

4



Plant with buds

1

2

3

4



Seedling

1

2

3

4

Test-2

Number the pictures in order and narrate the story to your friends.





Test-3

Make Pairs.

1



2



3



4



5



6



7



8



a



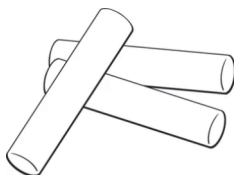
b



c



d



e



f



g



h



1	f
---	---

5	
---	--

2	
---	--

6	
---	--

3	
---	--

7	
---	--

4	
---	--

8	
---	--